
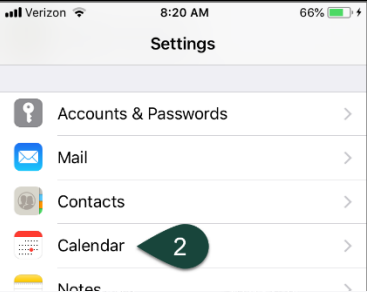
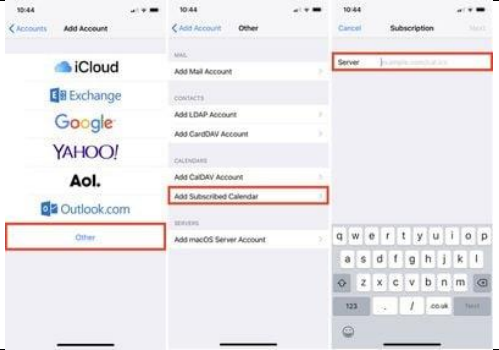


Adding the Troop 33 Calendar Feed to your Apple Device

<p>1) Go to Settings.</p>	
<p>2) Scroll down and click on the "Calendars" menu item.</p>	
<p>3) Click on "Add Account". 4) Click on "Other". 5) Click Accounts 6) Click on "Add Subscribed Calendar". 7) Paste in this URL https://api.scouting.org/advancements/events/calendar/113129 into the Server field. Ignore any username or password.</p>	
<p style="text-align: center;">TROOP 0033 Manoa Elementary APT That's it!</p> <p>Remove any older version of the Troop Calendar if you have subscribed to the older version.</p>	